



# How to log into Bromcom Student Portal from a Mobile device

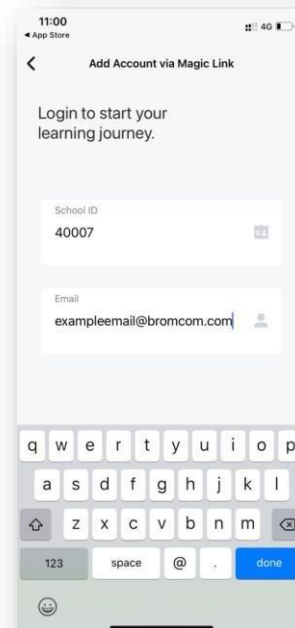
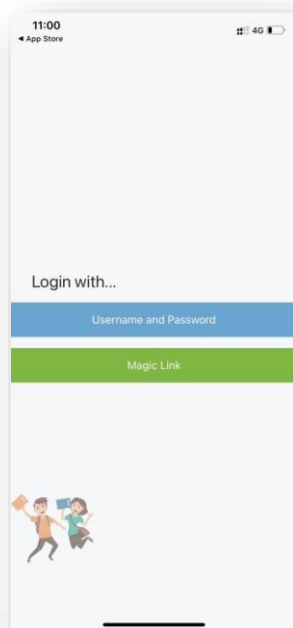
Firstly, you'll need to download the Bromcom app. You can download the app from the Google Play Store or the Apple App Store, please use the links below to find the correct app.

[https://play.google.com/store/apps/details?id=com.bromcom.studentapp&hl=en\\_US&gl=US](https://play.google.com/store/apps/details?id=com.bromcom.studentapp&hl=en_US&gl=US)

<https://apps.apple.com/gb/app/bromcom-student-app/id1475079148>



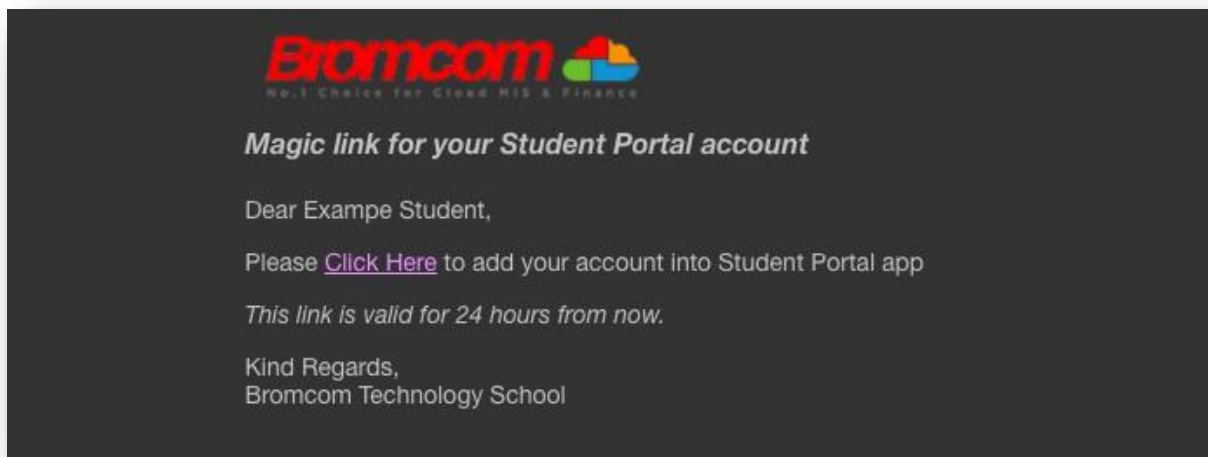
Launch the app. Then click on the Magic Link button.



Enter School ID (as listed below) and your school email address, then press Continue. The standard format for your school email address is <FirstInitial><surname><schooldomain> e.g. Joe Bloggs at Wellsway School = jbloggs@wellswayschool.com.

Bedminster Down School	@bedminsterdownschool.org.uk	12827
Chilton Trinity School	@chilton-trinity.co.uk	14592
Clevedon School	@clevedonschool.org.uk	14595
IKB Academy	@ikbacademy.org.uk	12824
SBL Academy	@sblacademy.org.uk	12820
Wellsway School	@wellswayschool.com	12821

The app will state that a Magic Link has been sent to their email address.



**Note: Students must open the Magic Link email from a dedicated email app on the same mobile device as the Student Portal app.**

Clicking this link will enable Students to use Single Sign for the Student Portal and bypass the need to enter credentials moving forward.

